



## BY JENNIFER SAMPOU

- Finished Quilt 70" x 86"
- Level: Strong Beginner and up

### What You'll Learn:

Jennifer teaches *Improvisation within Structure & Good Design Principles*. You'll make this jumbo quilt block with success and individuality. Focusing early lectures on color and value, you'll learn how to pair neutrals with pop of brights and saturated prints to create a bold spiderweb quilt. Learn how to capture dynamic movement in your quilt as you explore positive and negative space, color, and proper value placement. Later in block making, improvise with accent color, like a painter, to finalize the look you want. Understand ways to make perfect points and the shortcuts for the wonky Flying Geese border. Octagon Shimmer looks great simple or scrappy, your choice! Complete, technically accurate pattern in beautiful reusable package.

### Class Material:

- Mandatory: Pattern \$11.99 Purchase prior to class from [jennifersampou.com](http://jennifersampou.com)
- Paper templates are provided in pattern.
- Recommended Acrylic OST-Octagon Shimmer Templates\*. Can be purchased \$60 in advance at [Jennifersampou.com](http://Jennifersampou.com). Makes your work precise and easy.
- **Fabrics:** If doing a scrappy style quilt, use 2+ FQ packs of 20-40 or more fabrics ranging from pale to very dark or use Jennifer's SKY Ombrés. They give you the color range you need in just 1/2 yard. Support all colors in various values. IE: reds will go from light blush to dark rust. Be sure to choose colors from all around the color wheel or a harmony of color you like. It's great to have an image that inspires you to pick your fabrics. Be sure to add some colors you think you'll never use. You may be surprised how good they look. Add some plaids and checks! If you want a predominately light quilt be sure to curate lots of various pale fabrics. Similarly if you want a dark quilt. Bring more than you need so you have lots of choices...but you knew that! 😊. If you desire to make the cover quilt. Please refer to back of pattern for accurate list of fabrics.

### Quilter's List:

- Rotary cutter with fresh blade
- Octagon Shimmer Templates ([jennifersampou.com](http://jennifersampou.com)) not required but recommended. Favorite variety of rulers 24" x 6" and 12.5" x 3" etc. **(Mandatory)**
- Sewing machine in good repair or reserve from retreat host if applicable
- Thread 50 wt for piecing. See Jennifer's [Aurifil SKY boxes](#) for all the colors.
- Scissors small and medium. Include thread snips. [Kai link](#)

# Octagon Shimmer Quilt Supply List

student copy

- Pins for piecing- Clover glass head pins. Curved Pins for quilt basting if you think you'll need them
- Seam Ripper- [Alex Anderson 4 in 1 Tool](#)
- Iron clean and good quality with wool mat if desired. I like my [Oliso](#)
- Notebook/Graph paper for design concept and layout ideas/ color pencil
- Starch
- 4' x 8' Design wall flannel with masking tape/wall tacks or a white board to lay your work and play with color arrangement if not provided by host.
- Smart phone with room for lots more photos. Don't come with zero memory left ;)

## Optional

- Grippy spray for the back of the template ruler, or non slip grips.
- Portable light source for workspace if unsure of classroom lighting.
- Bias Maker ½", 1" is nice to have various sizes.
- Colored pencils if you like to sketch your color ideas out
- 17x24 foldable mat

## Prior to Workshop:

Working with color inspiration can be an important step for success. This comes from all kinds of sources: What room do you want quilt to be in? What hues do you feel like working in? Is this a gift for a person who loves a certain palette? Have a photo/art/image that captures the look you love. Take the time to ponder this. To be mindful of what you'd like to sew. More than one idea is absolutely Ok. Jennifer will discuss any questions you have prior to workshop. Send her a picture if you would like to chat via email. Contact [jennifersampou@gmail.com](mailto:jennifersampou@gmail.com) for a back and forth before workshop.

Suggested Reading/Watching:



**Jennifer Sampou's YouTube Channel** \**Octagon Shimmer Template Tutorial* <https://www.youtube.com/channel/UCwjXRxdGDQfllkeD0OQOIwQ/videos>

**BLOG POST:** Secrets Revealed about making Octagon Shimmer Quilt. [jennifersampou.com](http://jennifersampou.com)

<https://www.jennifersampou.com/my-blog/making-octagon-shimmer-quilt-a-few-secrets-revealed>

Lots of talk about color, value, large calm areas and tight, more colorful concentrated areas. Class is a combination of set pattern and improv.

**Instagram:** @jennifersampou and search #OctagonShimmerQuilt hashtag to see what other people have made. \*See **Cardinal Shimmer** and **Tree Shimmer** patterns at [jennifersampou.com](http://jennifersampou.com) as they are made in same pattern just different setting and fabric choices. In **OMBRE QUILTS book**, (C&T Publishing/Sampou 2019) **Sunset Lake Quilt** is also using same Octagon Shimmer templates but blocks set on point




## OCTAGON SHIMMER QUILT PATTERN

- Sassy spiderwebs! Traditional block gets a modern makeover
- Get dramatic movement with thoughtfully placed fabric and Flying Geese
- Complete, technically accurate pattern in beautiful, reusable package

---

**Finished quilt: 70" × 86"**



### MATERIALS

Yardage is based on 42"-wide fabric.

#### FOR THE BLOCKS:

**White/cream prints and yarn dyes:** 8–15 different fat quarters/half-yard cuts or 3–5 yards total\*

**Light to medium turquoise/blue:** 4–8 different fat quarters/half-yard cuts or 1–2 yards\*

**Medium neutrals:** 8 fat quarters or 2 yards

\*in a range of values

**Dark navy/charcoal prints:** 3 fat quarters or ¾ yard

**Yellow:** 2 fat quarters or ½ yard

**FOR THE APPLIQUÉ ACCENTS:**  
¼–¾ yard each of 4–5 brights

#### FOR THE BORDERS:

**White/cream/metallics:**  
5–7 different fabrics to total 3¾ yards

**Gray plaids:** ¼ yard each of light, medium, and dark

**Green solid:** ¼ yard

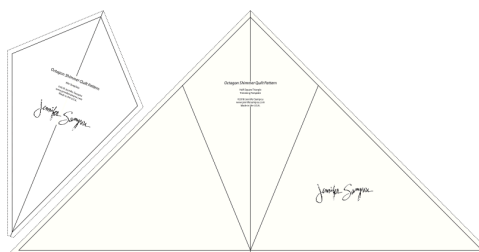
#### FOR THE QUILT:

**Binding:** ⅝ yard

**Backing:** 5¾ yards

**Batting:** 78" × 94"

**Bias Tape Maker:** ½", 1" (optional)



Octagon Shimmer Acrylic Templates for cutting and trimming



#### About Jennifer Sampou

Jennifer studied at the Fashion Institute of Technology in New York and currently licenses her fabric designs to Robert Kaufman Fabrics.

**C&T PUBLISHING**  
Stash Books • FunStitch Studio