

Plan Your 2010-11 Workshops.
Choose from Quilting, Watercolor, Photography, Clay, Drawing, Dyed Eggs, Felting, Collage, Acting, and more.

Watercolor Liberation (a no-bull approach)
Instructor: Woody Hansen
When: Friday, Saturday, Sunday,
September 17-18-19, 2010

Gualala Arts



Workshops

and Call to Artists on back cover

August 2010-2011 Issue

Introduction to Elements & Principles of Design

Instructor: Liz Berg

Phone: (510) 881-1763

E-mail: lizberg@sbcglobal.net

When: Wednesday, September 15, 2010

Time: 10- 4:00 p.m.

Tuition: Members PPQG & GA \$65

Members PPQG or GA \$80

Non-members \$100

(Take both Berg workshops and get a \$10 discount)

Register by: September 1, 2010

Materials List: Yes

This one day class will get you started in understanding some basic composition ideas utilizing the elements and principles of design. We will not be covering the element of color in this class as it is a class by itself. Students will work through various mockups of the elements using scraps of fabric and gluing them on to 4 x 6 index cards. The work will be primarily abstract.

Color: How to Make an "Oh Wow" Quilt

Instructor: Liz Berg

Phone: (510) 881-1763

E-mail: lizberg@sbcglobal.net

When: Thursday, September 16, 2010

Time: 10- 4:00 p.m.

Tuition: Members PPQG & GA \$65

Members PPQG or GA \$80



Non-members \$100

(Take both Berg workshops and get a \$10 discount)

Register by: September 1, 2010

Materials List: Yes

We will explore color theory and will do a number of color exercises during class that will lead to a greater understanding of successful use of color in our quilts. This all day workshop will be a fun exploration of color dynamics and will generate many new ideas for spicing up your quilt works with color. These skills can be applied to traditional or "art" quilts.



Watercolor Liberation (a no-bull approach)

Instructor: Woody Hansen

Phone: (916) 383-3427

E-mail: workshops@woodyhansen.com

When: Friday, Saturday, Sunday September 17-18-19, 2010


Time: 9 - 4:30

Tuition: Members \$195 Non-members \$215

Register by: September 10, 2010

Materials List: Yes

Woody Hansen's workshops will help you better understand how an artistically simplified approach to color, line, shape and value will have a liberating influence toward dramatically improving your work. Beginner through advanced painter, whether you prefer to work from a plan, or allow your work to evolve, whether your interest is representational, abstract, semi-abstract, or non-objective, you'll find a positive, "No Bull" appreciative environment in which to exercise, clarify and improve critical thinking, reading and painting skills.



Digital Nature Photography Weekend: Basics to Advanced

Instructor: Kathy Adams Clark

Phone: (281) 367-2042

E-mail: kathyadamsclark@comcast.net

When: Saturday and Sunday October 2 & 3, 2010

Time: 9 – 4:00 p.m.

Tuition: Members \$200 Non-members \$225

Register by: September 17, 2010

Materials Fee: \$5

Materials List: Yes

This weekend workshop will be a blend of classroom presentations and 60-90 minute outdoor shooting. Classroom sessions will take participants from the basics to more advanced techniques. Nature photography will be the emphasis with tips on photographing landscapes, birds, butterflies, flowers, and other things in nature.



Ancient Cultures and New Frontiers: Magic with Polymer Clay

Instructor: Dayle Doroshow

Phone: (707) 962-9419

When: Saturday and Sunday, October 2 & 3

Time: 9:30 – 4:30

Tuition: Members \$125 Non-members \$140

Register by: September 15

Materials Fee: \$10

Materials List: Yes

The exciting medium of polymer clay lends itself easily and uniquely to book arts, assemblage and jewelry. The mystery of ancient cultures and far-away places will inspire this workshop as we learn a cornucopia of techniques that include transfers, carving, texturing and imprinting, three-dimensional elements and intricate colored clay designs.

No Rules – Brushless Painting

Instructors: Jane Head & Jan Fogel

Phone: (707) 884-1874 / (707) 785-1789

E-mail: jhead@surewest.net / haljan@mcn.org

When: Saturday & Sunday, October 30 & 31, 2010

Time: 10- 4:00

Tuition per session: Members \$105 Non-members \$120

Register by: March class by March 13, 2010

October class by October 15, 2010

Materials Fee per session: \$50

Materials List: Yes

This class is a further offering of the “No Rules – Paining With Texture” class given in 2009 and all are welcome to participate in this exciting 2010 class. The artists will demonstrate brushless painting techniques using common workshop tools or kitchen utensils. Processes will include using acrylic paints and other media, stencils, sponges, sandpaper, your own hand. No rules apply here and we’ll give you lots of new avenues to approach painting on wood or other substrates. The hands-on sessions will supply the outlet for your new knowledge and the two new paintings you will complete during the two-day period.



Making a Personal Shrine

Instructor: Carol Soth

Saturday - Sunday

November 6 - 7, 2010

9:00 a.m. - 4:00 p.m.

Register by: November 1, 2010

Tuition: \$90 members; \$115 non-members

Materials fee: \$15

Materials list: Yes

Class size: limited to 10

This two day workshop will give participants an opportunity to create a personal shrine for themselves or a loved one using a wide variety of media including, but not limited to: collage, painting, found objects and personal memorabilia.

The class will begin with a look at the world of personal shrines and then explore and define our individual mythic journeys and how they will be reflected in the projects. Members of the class will start with a pre-existing blank shrine form such as a wooden box, basket or shadow box.

Modification techniques will be demonstrated to enhance the shrine's shape. Then, using fabric, handmade papers and collage, etc. the class will spend the bulk of the weekend creating bringing their shrine to life.



Get Published: Independent Publishing and Self Publishing Today

Instructor: Lindsay Whiting

Phone: (707) 935-7001

E-mail: lindsay@paperlantern.biz

When: Saturday November 13, 2010

Time: 1 - 4:00

Tuition: Members \$50 Non-members \$65

Register by: November 6, 2010

With the help of today's technology there are now more affordable ways than ever to publish your own book. The purpose of this Get Published seminar is to help attendees make informed decisions about their own publishing options, including the economics, current business models, and changing technology. Learn about the promise and pitfalls of traditional publishing, self-publishing, print-on-demand, and e-books.

Join other professionals and writers in a setting where you can ask questions to learn more about the possibilities of publishing. The seminar includes a presentation, interactive discussion, and a question and answer session, with handouts for all participants.

Writing a book is the single most effective tool for entrepreneurs, specialists and artists to market their work and to gain credibility, visibility, and income. By sharing your special expertise, or telling a story through a book, you position yourself as an author and an expert—and can gain new opportunities. Marketing your business through your book will attract speaking engagements, consulting possibilities, and new clients and customers. Published authors can increase their value by bundling books with their other products and services.

Sign up early... don't be disappointed!



Advanced Watercolor Portrait Workshop

Instructor: Myrna Wacknow

Phone: (650) 574-3192

E-mail: myrnawack@prodigy.net

When: Monday-Friday November 15-19, 2010

Time: 9:00 a.m. - 4:00 p.m.

Tuition: Member \$350

Non-Member \$385

Register By: November 1, 2010

Materials List: Yes

This workshop is designed for those who are already familiar with the basics of portraiture. Day one explores the color variations in various skin tones, with special emphasis on color for people of color. Day two develops the ability to redesign the lighting on the head. Day three explores expressions. Day four deals with self portraits from life. Day five covers working with the head and hands in the composition, with special emphasis on learning to draw hands.



Students in the 2009 class given by Myrna Wacknow



Students in the 2009 class given by Jane Head and Jan Fogel



Students in the 2009 class given by Janet Sears and Mary Austin.

2011 Workshops

Saturday - Sunday, January 15 - 16

A Weekend of Felting

Instructor: Carin Engen

Learn or continue your learning of the felting process during this weekend workshop.

Saturday, February 5

Pysanky Dyed Eggs

Instructor: Beverly Battaglia

This introductory course will teach students the basics of how to decorate and dye eggs using the wax resist method.

Mondays, March 7 - April 25

Actor's Boot Camp

Instructor: David Skibbins

This seven week workshop is designed to take your acting skills to a new level.

Saturday, March 19

Living into Art: Journeys Through Collage

Instructor: Lindsay Whiting

Create successful and satisfying artwork with cut-magazine collage.

Saturday, April 23

Tassels and Embellishments

Instructor: Jennie Henderson

This workshop will cover how to make soft tassels, pompoms, and bound, twisted, and braided cords to hang them on.

Friday - Sunday, May 6 - 8

Concept Development:

How to create unique and meaningful art

Instructor: Katharine Cartwright

"There are two necessary criteria for something to be deemed 'a work of art' - it must have meaning and it must embody that meaning."

Saturday - Sunday, May 21 - 22

Jewelry Making with Precious Metal Clay

Instructor: Mary Neuer Lee

Create beautiful jewelry with Precious Metal Clay.

Saturday - Sunday, June 18 - 19

Back to the Basics: a Drawing Workshop

Instructor: Mike Henderson

Participants will (re)discover value, texture, light and shadow, negative space, perspective, and composition, applying pencil to paper at every turn.

Friday - Sunday, October 7 - 9

The Joy of Alla Prima:

Painting Landscapes in Nature

Instructor: Brigitte Curt & Jim Smyth

Join us for a fast moving, exciting review of the basics in this plein air class.

Workshop Registration, Application Fee and Payment

You can register at Gualala Arts Center,

46501 Gualala Road

Gualala, California

Monday through Friday

9:00 a.m. to 4:00 p.m.

or call (707) 884-1138

Cash, Check

Visa or Mastercard



On-going Classes



**Pottery wheels are now available in
the Clay Studio**

Mondays through Friday

Open Clay Studio

Instructor: Jan Maria Chiappa

The Clay Studio offers a drop-in Open Studio facility for local artists and visitors, where they can learn how to make and decorate hand-built pottery items.

Mondays & Wednesdays

Martial Arts

Instructor: Lini Lieberman-Erich

Martial Arts classes are for everyone
- the young, the old, the fit and the not so fit.

Sundays & Tuesdays

Tai Chi

Instructor: Justine Rosenthal

Learn the Yang style, long form of Tai Chi Chuan, a series of 108 graceful, flowing movements which are both challenging & rewarding.

Tuesdays & Thursdays

Exploring Drawing & Painting

Instructor: Genevieve (Genny) Wilson

This hands-on class will give you the history, language and an explanation of the tools of drawing and painting.

Wednesdays

Life Drawing

Call: Mike Mee, 785-3999

The Life Drawing group works with a single, unclothed model each Wednesday, upstairs 2:30 p.m. to 5:30 p.m. Model fee is shared.

Mondays, Wednesdays, Fridays, Saturdays **Aerobics**

Instructor: Debbie Langwell

All classes are at Gualala Arts Center unless indicated otherwise.
Check out the GualalaArts.org website for more details.

Last

Call to Artists 2010


The Beauty of the Beast

Opening Reception: Saturday, October 9, 2010 at 5:00 p.m.

Exhibit remains through November 14, 2010

Gualala Arts Center

Registration Form can be downloaded at GualalaArts.org or at Gualala Arts Center



The Day of the Dead Shrines

Sunday, October 31

Look for additional information in upcoming Sketches

The Land of fifty Years Haiku Contest

Must be received by November 1, 2010

Winning haiku will be published in the book **Land of Fifty Years**

Registration forms for all the 2011 exhibits will be available by August 15 at GualalaArts.org or at the Gualala Arts office.

We encourage you to become a member of Gualala Arts and take advantage of the reduced entry fees.

Honk!

Music by George Stiles

Book and Lyrics by Anthony Drewe

Based on "The Ugly Duckling" by Hans Christian Andersen

Auditions

November 6 & 7, 2010, 1:00 p.m.

Speaking / singing roles for men, women & children (age 7 and older).

Contact Lynne Atkins 884-3838 for information.

Rehearsals

Private Coaching for leads - November & December

Choral rehearsals

December & January

Full production rehearsals

January & February

Performances

Coleman Auditorium

Gualala Arts Center

Fri, February 18, 8:00 p.m.

Sat, February 19, 8:00 p.m.

Sun, February 20, 2:00 p.m.

Fri, February 25, 8:00 p.m.

Sat, February 26, 8:00 p.m.

Sun, February 27, 2:00 p.m.

